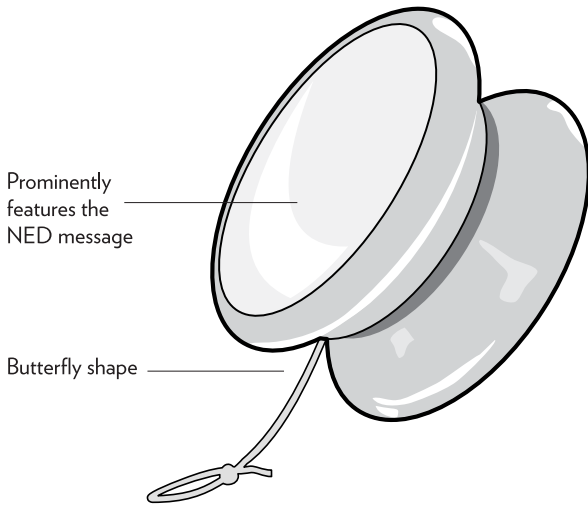


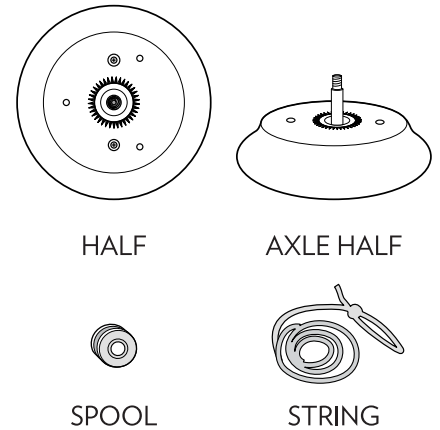
NED[®] Yo Information

Features

The Popular Starter Yo-Yo



- Impact-resistant ABS plastic
- Twist apart (for knot removal)
- Glow-in-the-dark face
- Four parts



Common Questions

For related videos and downloads visit www.theNEDshow.com/kidz

Which NED Yos glow in the dark?

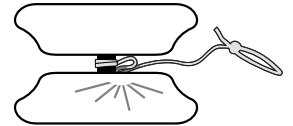
All of the NED Yos glow on both sides.

Can the NED Yo sleep?

Yes! By removing two of the three wraps around the axle, the NED Yo can “sleep” (spin continuously). But, keep in mind that the NED Yo is a perfect starter yo-yo, and is not designed for long sleeping tricks. See the “How to remove the hitch (for advanced tricks)” instructions in the section below.

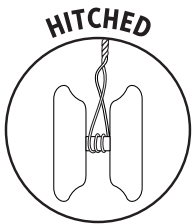
Why would the yo-yo need to come apart?

The only time a yo-yo needs to come apart is for knot removal. If the string becomes all bunched up, just twist the yo-yo open, untangle the knot, slide the spool back over the axle and carefully close the yo-yo back up – being sure to not let the string pinch anywhere.



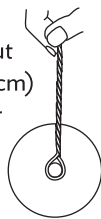
How to remove the hitch (for advanced tricks)

The NED Yo comes hitched

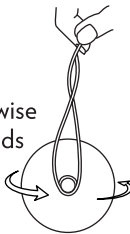


3 wraps

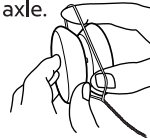
1. Pinch the string about 3 inches (7cm) above your yo.



2. As you look down at your yo-yo, spin it counterclockwise until the strands of string split apart.



3. Take off one wrap at a time until there is only one wrap left around the axle.



4. Let go of the pinched string, and the yo-yo will spin, returning the string to its natural position. Now you are ready for spinning tricks!



(UNHITCHED)

1 wrap

More Info

NEVER GIVE UP ★ ENCOURAGE OTHERS ★ DO YOUR BEST[®]

- Visit theNEDshow.com/videos for how-to videos.
- Contact **Customer Care** for replacements.
- Questions? Visit the **Product Help Center** at www.theNEDshow.com/product-help.



THE NED SHOW[®]
There's a *Champion* in Every Kid![®]